

INSTRUCTIONS FOR THE CODING EXAM

Access to the Coding Exam is only possible through the NEO Science Student Panel. There is no access to the exam from Codementum's own web page. Please do not try to login via Codementum's web page during the exam.

CODING Exam Dates and Times:

January 14, 2024 – Sunday > 11:00*

* According to the local time of each country's city.

Please check the following link for your country and city local time;

https://neoscience.org/documents/Neo_Science_Olympiad_Timetable.pdf

> THE EXAM WILL START ON TIME.


> THERE WILL BE NO ALTERNATIVE or MAKE-UP EXAM.

> DO NOT BE LATE AND DO NOT LOSE YOUR TIME AND CHANCE.

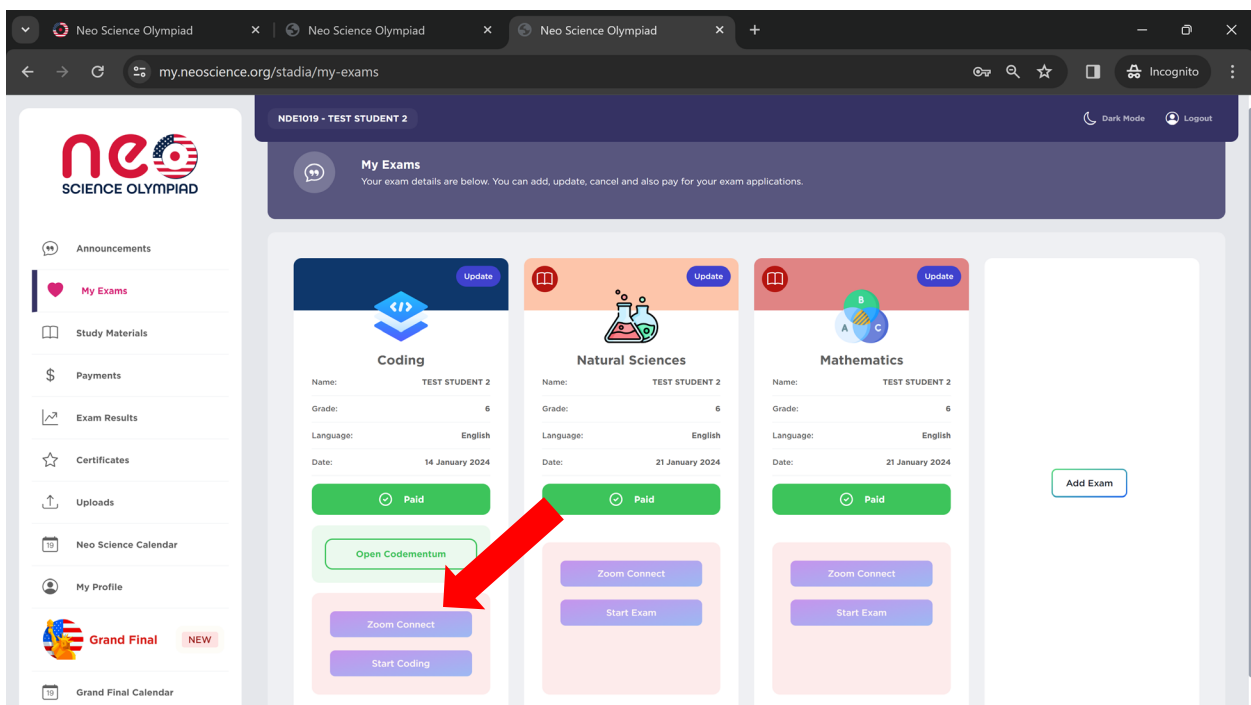
1. Visit <https://neoscience.org/> website and click on the "START EXAM" button.

The screenshot shows the Neo Science Olympiad website. At the top, there's a navigation bar with links: HOME, ABOUT US, INSTRUCTIONS, CATEGORIES, SYLLABUS, AWARDS, DOWNLOADS, CONTACT, ANNOUNCEMENTS. Below this is a large banner for 'UPCOMING EXAMS'. The banner features a megaphone and the Statue of Liberty. Text on the banner includes: 'This is the last chance for you in the NEO Science 2024.', 'Coding Exam January 14, 2024', 'Mathematics Physics Natural Science January 21, 2024', and 'NEO Grand Final "a way to America"'. In the top right corner of the website, there are buttons for 'HELP DESK', 'LOGIN', 'START EXAM', and 'REGISTER'. A red arrow points from the 'NEO GRAND FINAL' announcement box to the 'START EXAM' button.

2. You can always log in to your student account using either your Student ID and Reference Code or your email address and the password you provided during registration.



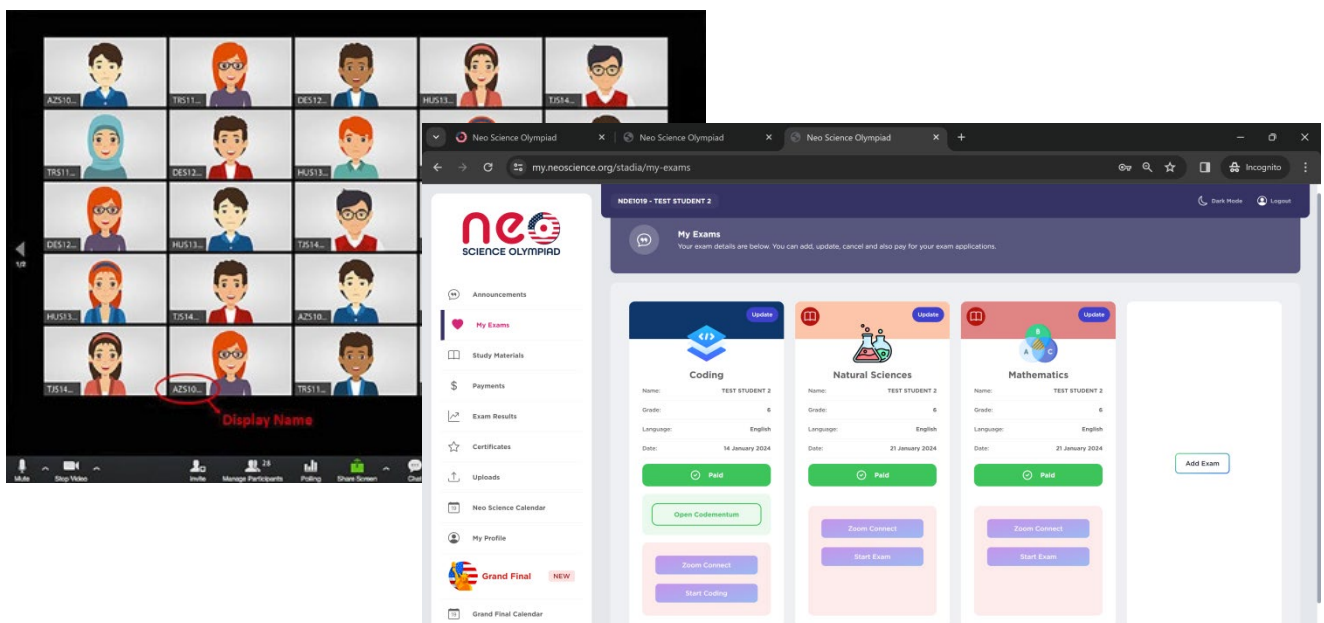
3. Click the “Zoom Connect” button first to start the Zoom session.



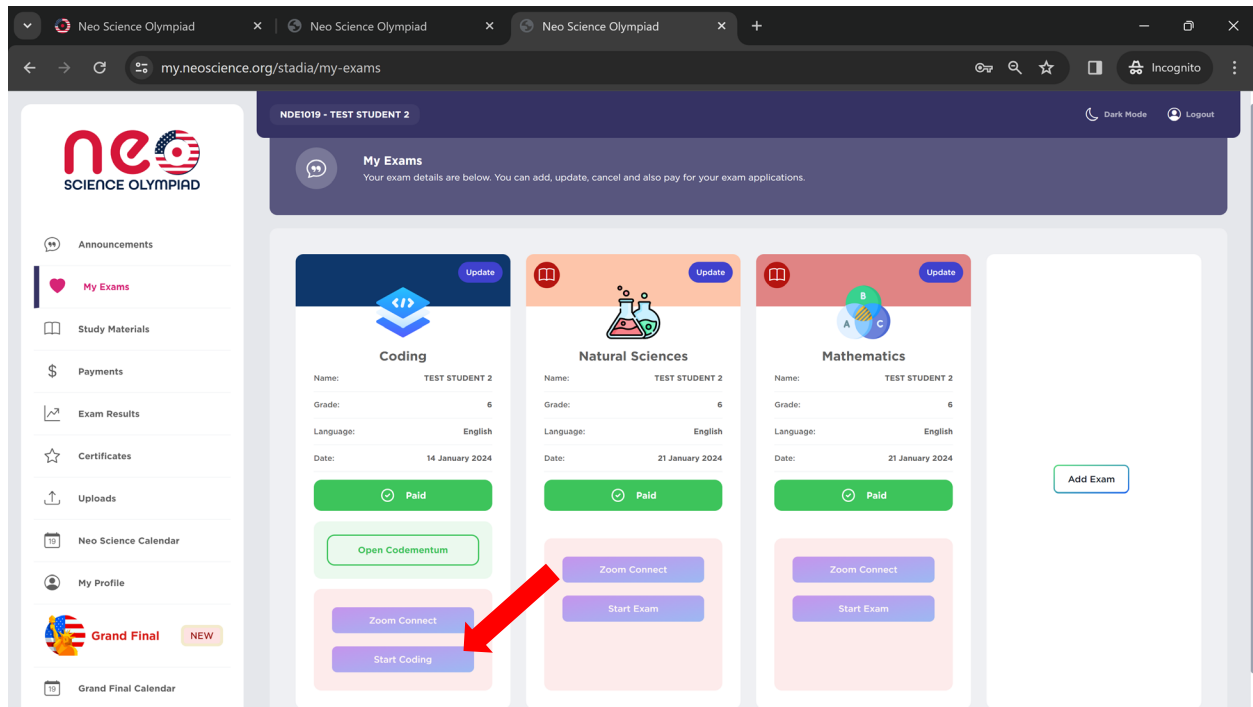
4. Connect to ZOOM and make sure you see yourself on the screen. Don't forget to set your Display Name as your **NEO Student ID**. Each participant's Zoom Display Name must correspond to their NEO Student ID.



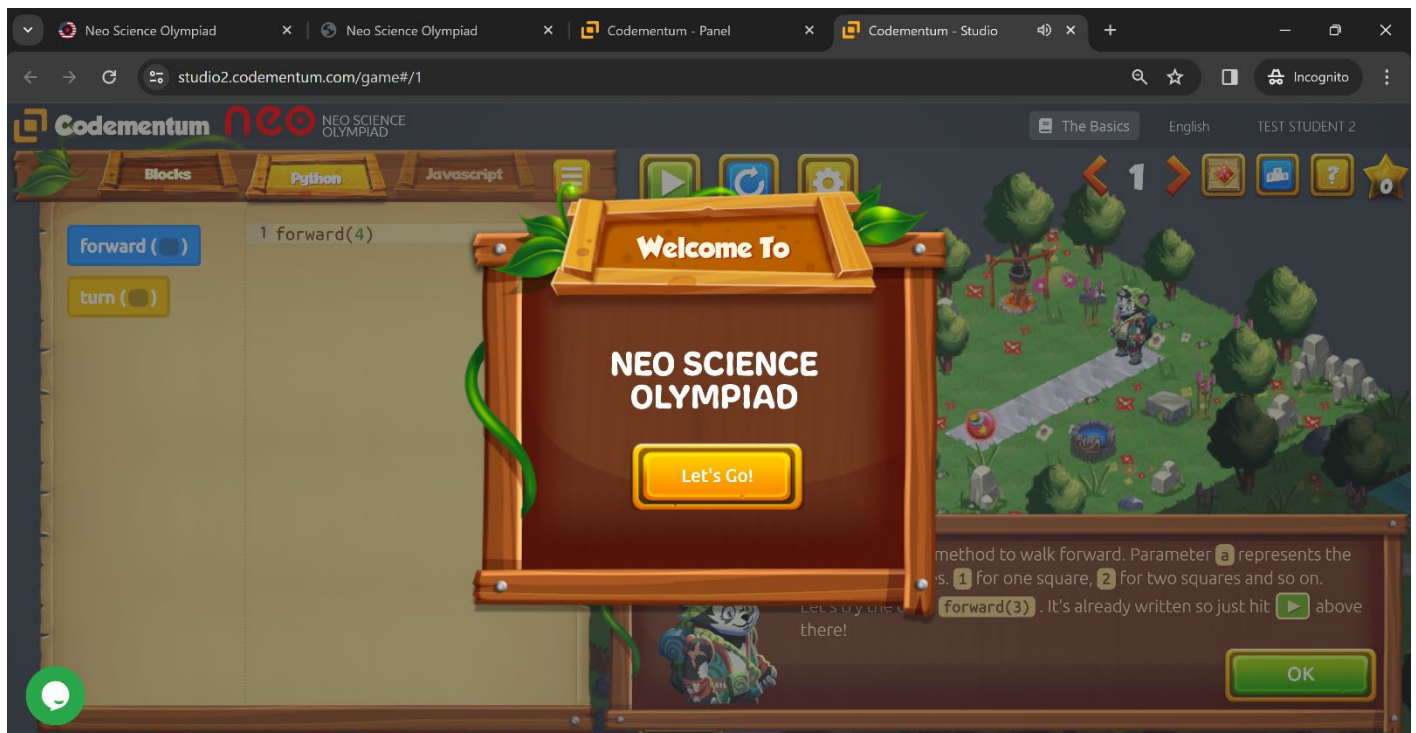
5. After confirming that you can see yourself on the screen, return to your NEO Student Panel. **Please do not close the Zoom window.**



6. Click the “Start Coding” button to start the Coding Exam.



7. After clicking the “Let’s Go” button, you will be given 60 minutes to complete 30 challenges. If this is your first visit to Codementum, you will encounter tutorials. You can choose to skip them and proceed to start the exam.



“Good luck in the coding challenge”

CODING EXAM CONDITIONS

1. Participation in the exams requires having made the necessary payment.
2. The exam platform (START EXAM button) will be accessible at 11:00 according to the local time on your country.

Please check the following link for your country and city from the list;
https://neoscience.org/documents/Neo_Science_Olympiad_Timetable.pdf

3. You will be redirected to the Codementum exam panel after clicking the **START CODING** button.
4. Access to the Coding Exam is only possible through the NEO Student Panel. **Please do not try to log in through Codementum's website during the exam.**
5. There will be no multiple-choice questions in the coding exam. Participants in this category have the flexibility to use any of the programming languages among Block, Python, or JavaScript.
6. Participants will be required to write codes in order to complete the challenges. The format of the exam will be similar to the challenges done in the Codementum portal.
7. There are a total of 30 challenges to complete.
8. The duration of the exam is 60 minutes.

9. Evaluation will be made according to the following criteria:

- Writing the shortest code
- Writing the most accurate code
- Collecting the greatest number of stars
- Completing the challenges earlier

10. It is essential to have a functional webcam (internal or external) and a reliable internet connection to connect to Zoom. Each participant's Zoom Display Name must correspond to his/her NEO Student ID.
11. If you accidentally close the window or leave the platform due to a technical issue (such as a power or internet outage), you can log in again through your NEO Student Panel and continue where you left off. However, time will continue to elapse.
12. Please fill out the **HELP DESK FORM** available on the homepage if you encounter difficulties logging into your NEO Student Panel to access the CODEMENTUM portal on exam day due to email or password issues.
13. Kindly be advised that Codementum bears no responsibility for any issues related to accessing your student account.
14. Capturing images of challenges within the Codementum portal and sharing them is strictly prohibited.

"Good luck in the coding challenge"